

Product availability : Non-Stock - Not normally stocked in distribution facility



Price\* : 532.50 USD



### Main

Range of product	Preventa Safety automation
Product or component type	Non-safe communication module
Device short name	XPSMCM
[Us] rated supply voltage	24 V - 20...20 % DC

### Complementary

Power dissipation in W	3 W
Quality labels	CE
Range compatibility	Preventa XPSMCM
Connector type	mini B USB
Number of port	1
Method of access	Slave
Transmission rate	12 Mbit/s
Communication port protocol	USB
Current consumption	0.125 mA
Maximum cable distance between devices	16.40 ft (5 m)
Local signalling	LED green CONNECT operating
Number of terminals	2
Connections - terminals	2 captive screw clamp terminals, removable terminal block 1 captive screw clamp terminals, removable terminal block
Cable cross section	0.00...0.00 in <sup>2</sup> (0.2...1.5 mm <sup>2</sup> ) - AWG 24...AWG 16 flexible without cable end 0.00...0.00 in <sup>2</sup> (0.2...2.5 mm <sup>2</sup> ) - AWG 24...AWG 14 flexible without cable end 0.00...0.00 in <sup>2</sup> (0.25...1 mm <sup>2</sup> ) - AWG 23...AWG 18 flexible with cable end, without bezel 0.00...0.00 in <sup>2</sup> (0.25...2.5 mm <sup>2</sup> ) - AWG 23...AWG 14 flexible with cable end, with bezel 0.00...0.00 in <sup>2</sup> (0.25...2.5 mm <sup>2</sup> ) - AWG 23...AWG 14 flexible with cable end, without bezel 0.00...0.00 in <sup>2</sup> (0.5...1.5 mm <sup>2</sup> ) - AWG 20...AWG 16 flexible with cable end, with double bezel

\* Price is "List Price" and may be subject to a trade discount – check with your local distributor or retailer for actual price.

Oct 7, 2020

	0.00...0.00 in <sup>2</sup> (0.2...1 mm <sup>2</sup> ) - AWG 24...AWG 18 solid without cable end 0.00...0.00 in <sup>2</sup> (0.2...2.5 mm <sup>2</sup> ) - AWG 24...AWG 14 solid without cable end
Mounting support	Omega 35 mm DIN rail EN 50022
Maximum Width	0.89 in (22.5 mm)
Maximum Height	3.90 in (99 mm)
Maximum Depth	4.51 in (114.5 mm)
Net Weight	0.66 lb(US) (0.3 kg)

## Environment

Product certifications	TÜV CULus RCM
IP degree of protection	IP20
Ambient air temperature for operation	14...131 °F (-10...55 °C)
Ambient air temperature for storage	-4...185 °F (-20...85 °C)
Relative humidity	10...95 %
Pollution degree	2
Insulation	250 V AC between power supply and housing EN/IEC 61800-5-1
Overvoltage category	II
Electromagnetic compatibility	Electrostatic discharge immunity test 6 kV on contact) EN/IEC 61000-4-2 Electrostatic discharge immunity test 20 kV on air) EN/IEC 61000-4-2 Susceptibility to electromagnetic fields 10 V/m 80...1000 MHz) EN/IEC 61000-4-3 Susceptibility to electromagnetic fields 30 V/m 1.4 GHz...2 GHz) EN/IEC 61000-4-3
Vibration resistance	+/-0.35 mm 10...55 Hz)EN/IEC 61496-1
Shock resistance	10 gn 16 ms) 1000 shocks on each axis EN/IEC 61496-1
Operating altitude	6561.68 ft (2000 m)
Service life	20 year(s)

## Ordering and shipping details

Category	22477 - SAFETY MODULES (PREVENTA)
Discount Schedule	SAF2
GTIN	03606480748547
Nbr. of units in pkg.	1
Package weight(Lbs)	1 lb(US) (0.45 kg)
Returnability	No
Country of origin	IT

## Packing Units

Package 1 Height	0.420 dm
Package 1 width	1.250 dm
Package 1 Length	1.610 dm

## Offer Sustainability

Sustainable offer status	Green Premium product
California proposition 65	WARNING: This product can expose you to chemicals including: Lead and lead compounds which is known to the State of California to cause Carcinogen & Reproductive harm. For more information go to <a href="http://www.p65warnings.ca.gov">www.p65warnings.ca.gov</a>
REACH free of SVHC	Yes
EU RoHS Directive	Pro-active compliance (Product out of EU RoHS legal scope) <a href="#">EU RoHS Declaration</a>
Mercury free	Yes
RoHS exemption information	<a href="#">Yes</a>
China RoHS Regulation	<a href="#">China RoHS declaration</a>
Environmental Disclosure	<a href="#">Product Environmental Profile</a>

---

Circularity Profile	<a href="#">End of Life Information</a>
WEEE	The product must be disposed on European Union markets following specific waste collection and never end up in rubbish bins.
PVC free	Yes

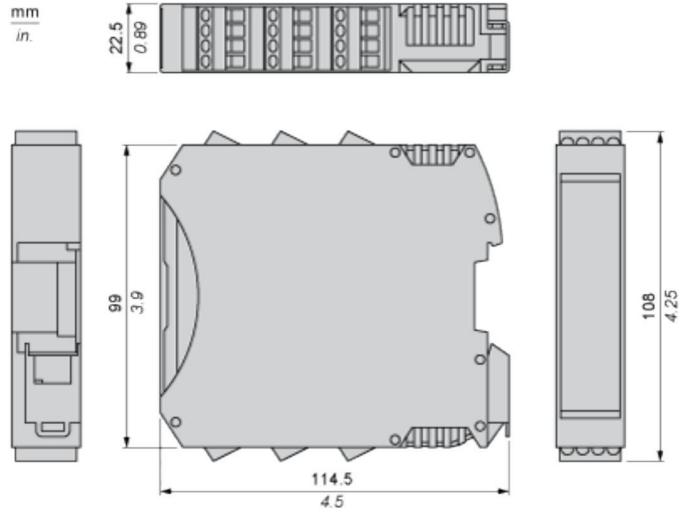
---

---

Dimensions

---

Screw Terminal




---

Mounting Safety Controller CPU with Module(s)

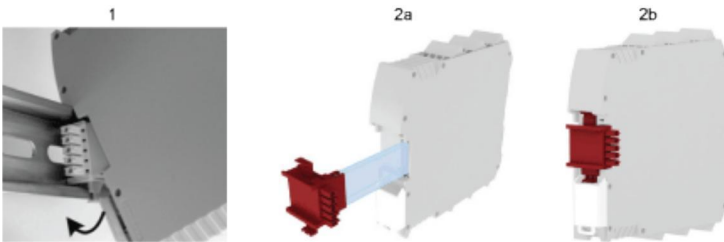
---

Mount BackPlane Connector on Rail



- 1 : Connect as much Backplane Connector as module to be install.
- 2 : Fix the connectors to the rail (Top first).

Mount Safety Controller CPU with Other Module(s)



- 1 : Mount controller CPU and modules on rail.
- 2 : Make sure that the controller CPU or the module(s) are plugged on the BackPlane connector.

---

Connection & Schema

---

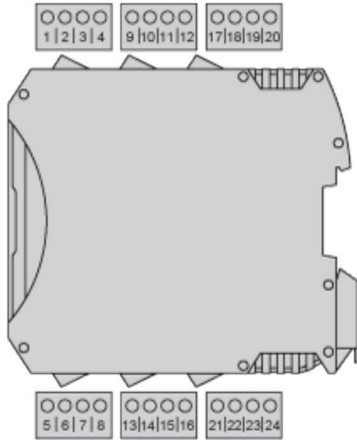
USB Connector



Description	USB (USB) communication device
Wiring	mini USB connection
Data sets	Input status, input diagnostics, fieldbus input status, probe status, safety output status, safety output diagnostics

Wiring

Terminal Designation



Terminal	Signal	Description
1	24 VDC	24 Vdc power supply
2	–	Not connected
3		
4	0 VDC	
5	–	Not connected
6		
7		
8		

Wiring Example

